1978-79

finished 3/1979

20th Jan 1979 Very satisfactory

B.E.R.N.I. (VEROBOARD VERSION).

(BINARY ELECTRONIC RANDOM NUMBER INDICATOR.)

COPPER-SIDE (ENLARGED) (2·7 x 1·35").

9 x 18 HOLES.



CONNECTIONS.

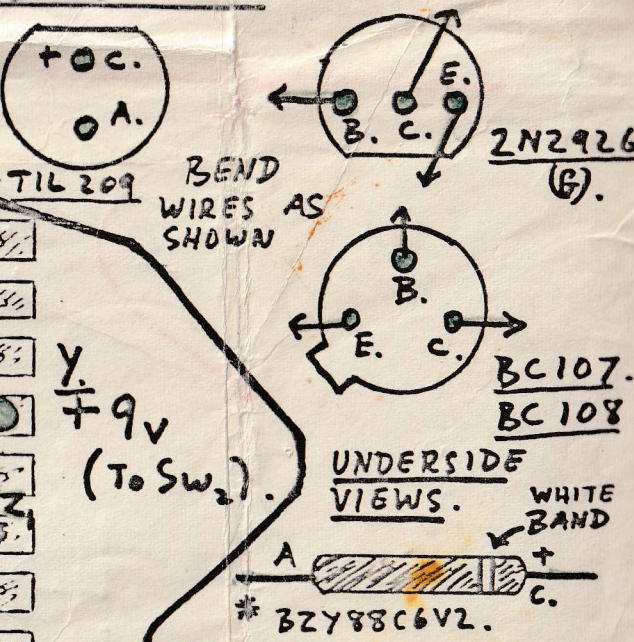

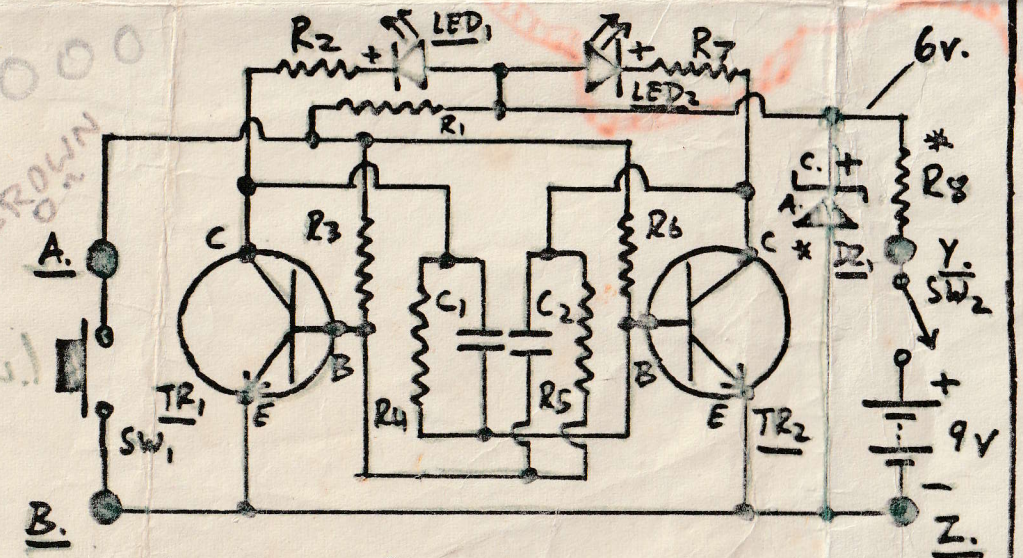

CIRCUIT DIAGRAM.

(ASTABLE MULTIVIBRATOR / BISTABLE FLIP-FLOP!).

R-J 1976 FROM R.C. JUN 74

COMPONENTS.

VEROBOARD – 0·15" MATRIX.

- R1 ----- 2·2 KΩ. (RED, RED, RED.).
- R2, R7 --- 220 Ω. (RED, RED, BROWN).
- R3, R6 ---- 10 KΩ. (BROWN, BLACK, ORANGE).
- R4, R5 --- 15 KΩ. (BROWN, GREEN, ORANGE).
- * R8. ---- 100 Ω. (BROWN, BLACK, BROWN).
- C1, C2. ---- 0·01 μF (10,000 pF.) (MAY BE CODED BROWN, BLACK, ORANGE)
- LED1 & 2. ----- TIL 209 (OR ANY!).
- * DZ1 --- 6·2 V, 400 mW, ZENER. (BZY88C6V2).
- TR1 & TR2 ---- 2N2926 (GREEN) or BC107/8.
- SW1 --- PUSH BUTTON (PUSH TO MAKE).
- SW2 ---- ON/OFF (S.P.S.T.).

* NOTE. IF A 6V. SUPPLY IS USED, OMIT DZ1 AND REPLACE R3 BY A WIRE LINK.

68n

BROWN BLACK BROWN 0.1

1000000000